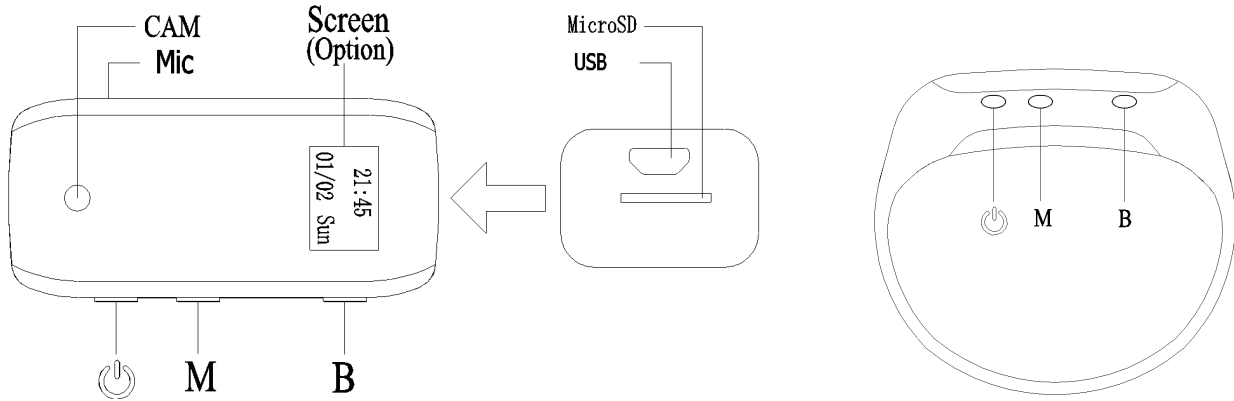


Muito-Function Smart Wristband

Thanks for choosing our product. The product is a smart wristband with FHD 1080P video recorder. It supports 64GB Micro SD card. The main functions of product include: high-definition video recorder/ photo/voice recorder/ support record when charging / portable disk. The product can be applied to: interview, life record, entertainment and leisure record, sport record, teaching record, home security, law enforcement , outdoor record..

I. Overview of structure





II. Main Feature


1. One key quick video record (Video recorder)
2. Support Voice recorder
3. Support video files overwrite
4. One key format MicroSD card
5. Operate hint by shock
6. Support Max 64GB MicroSD card (FAT32 Format) **
7. Support sport smart Wristband function (option fuction, detail see "sport sport smart Wristband" file)

**If use 64GB MicroSD card, please format it the first by DiskGenius as FAT32.



III. Operate

1. Power ON: long press  key three seconds after push in MicroSD card, the wristband will auto-start to record video after two shock. Press short press  when recording, it will come to standby status (yellow LED keep ON) after shock one time.

**The wristband will auto-power OFF after flash five times when it can't found microsd card or card have issue.

Power OFF: the wristband will power off in any mode if long press  three seconds, it will shock 1.5seconds before power off.

2. Stand by mode (yellow LED keep ON), you can do below operate:

Video Recorder: short press  one time, wristband will start to record video after shock two times, short press  one time again, it will come back standby mode when it is recording video.

Take Photo: short press one time M key, yellow will flash three times (it mean the wristband got three photos) and come back standby mode.

Voice Record: the wristband will come to voice mode after press M key two seconds and release, it will shock three times before come to voice mode. It will come back standby mode if you shock press one time again when it is recording voice.

Format MicroSD card: the wristband will format MicroSD card after long press five seconds M key and will auto power OFF after finish format.

3. Record video when charging: push in MicroSD card, USB line connect to charger, the wristband will come to charging states (yellow LED will slow flash), it can come to all mode now. (video record/voice recorder/take phone/format MicroSD)
4. PC-Camera function: connect to PC if not microSD card in wristband, it can be a webcam.
5. Time setup: you can find a "Time.txt" file in MicroSD card when connect to your PC, modify and save it.
6. Charge: yellow LED will slow flash when it is charging, and yellow LED will stop flash if the battery is full (it need 2 hours around).

IV. Parameter

Video: AVI/M-Jpeg

Video resolution: 1920×1080@30fps

Photo resolution: 2560×1440/JPG

Voice : WAV

System support: Windows me/windows2000/XP/win7/Win8/Macos/Linux

Battery: 350mAh

Charge: DC-5V

MicroSD: Max 64GB (it can save 10hour files around)

V. Cautions

1. Usage occasion: please strictly obey the relevant national laws to use this product, it is forbidden to use it for any illegal purposes.
2. Battery: the working time of battery becomes shorter with the increase of using time. Please fully charge the battery before using after a long time unused.
3. File Security: the product is non-professional storage device, so it cannot ensure the integrity and security of internal storage file. Please backup your important files on computer or other storage devices in time.
4. Other Matters: the product belongs to precise electronic product. Please keep it away from strong shock and vibration. Do not use it in high-intensity magnetic field or strong electrical field.